

## Key Stage 2 Results

### 2016-17, 2017-18 & 2018-19

Our KS2 SATs results are:

**The percentage of children achieving the Expected Standard:**

	2016-16	2017-18	2018-19
	Percentage at expected standard for <u>ALL</u> 3 subjects	Percentage at expected standard for <u>ALL</u> 3 subjects	Percentage at expected standard for <u>ALL</u> 3 subjects
Reading, Writing & Maths	29%	52% ↑	49%

**The percentage of children achieving expected standard was:**

	2016-17	2017-18	2018-19
	% reaching expected standard or above	% reaching expected standard or above	
Reading	61% ↑	58%	70% ↑
Writing	53% ↑	64% ↑	76% ↑
Grammar, Punctuation, Spelling (GPS)	71% ↑	70%	73% ↑
Maths	47% ↑	61% ↑	66% ↑







**The average progress measures for our pupils was:**

	2016-17	2017-18	2018-19
	Progress measure	Progress measure	Predicted
Reading	-3.3	-4.6	-0.85 ↑
Writing	-4.2 ↑	-4.6	-0.94 ↑
Maths	-5.0	-3.6 ↑	-2.14 ↑

**The percentage of children achieving the higher standard was:**

	2016-17	2017-18	2018-19
	The percentage of pupils achieving a higher standard (greater depth)	The percentage of pupils achieving a higher standard (greater depth)	The percentage of pupils achieving a higher standard (greater depth)
Reading	10%	15.2% ↑	22% ↑
Writing	0%	12.1% ↑	18.6% ↑
Maths	8% ↑	12.1% ↑	15.3% ↑
Grammar, punctuation & spelling	16% ↑	27.3% ↑	20.3%
Reading/Writing/ Maths	0%	9% ↑	11.9% ↑

The average scaled score for each subject was:

	2016-17	2017-18	2018-19
	Averaged scaled score	Averaged scaled score	Averaged scaled score
Reading	101 	99.9 	103 
Grammar, punctuation and spelling	102 	104 	104
Maths	99	100.1 	102 